


HOW TO CREATE CHEAP LOOKING BAD DESIGNS

THIS IS WHAT A BAD DESIGN LOOKS LIKE

IT IS UNBALANCED AND POORLY DONE
IT HAS NO CONSISTENT STRUCTURE
IT HAS NO CONSISTENT FONT STYLING
IT IS CONFUSING AND UNAPPEALING
AND MOST IMPORTANTLY, IT IS USING A
GENERIC STOCK IMAGE THAT WAS THEN
DISTORTED TO BE FORCED INTO LIMITED
SPACE DEFINED BY POOR TEXT LAYOUT

THIS IS AN EXAMPLE OF WHAT “NOT” TO
DO WHEN CREATING QUALITY ORIGINAL
GRAPHIC DESIGN CONTENT





HOW TO CREATE CHEAP LOOKING BAD DESIGNS

SPEND 5 MINUTES SOURCING GENERIC CLIPART AND THEN RESIZE IT WITHOUT ANY ARTISTIC CONCERN FOR DISTORTING THE IMAGE



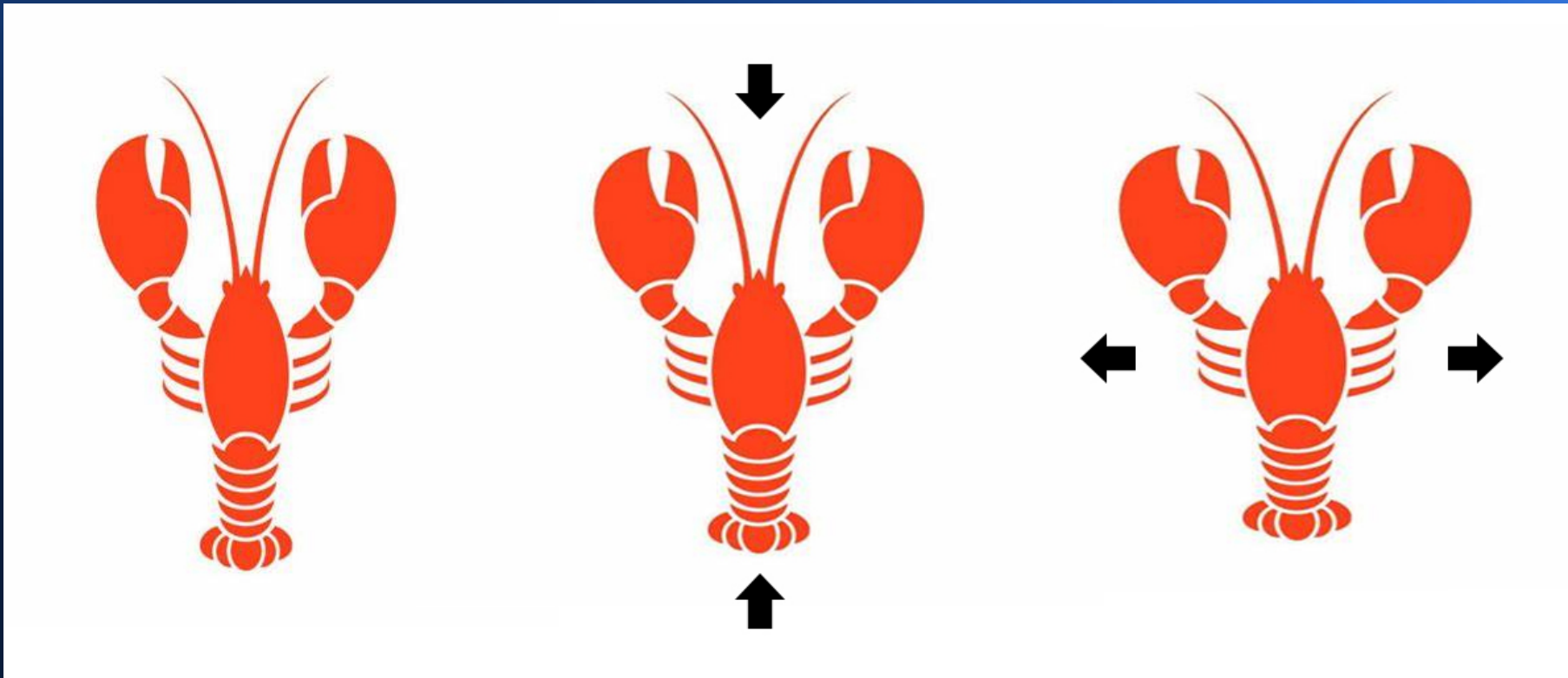
YOU WOULD THINK THAT IT WOULD BE EASY TO COPY AND PASTE EXISTING CLIPART BUT THE FIRST MISTAKE IS TO DISTORT THE IMAGE


A BRIEF LOOK INTO IMPROPER GRAPHIC DESIGN TECHNIQUES BY TheAtomicFly



HOW TO CREATE CHEAP LOOKING BAD DESIGNS

DISTORTION OF ORIGINAL BASE IMAGE (left to right) WITH VERTICAL SCALE REDUCTION AND HORIZONTAL SCALE INCREASE IS WRONG. EITHER THE IMAGE SHOULD BE ROTATED OR THE TEXT RING SHOULD BE ALTERED





HOW TO CREATE CHEAP LOOKING BAD DESIGNS


THE REASONS WHY THIS IS A BAD DESIGN

THE TEXT IS UNAPPEALING & CONFUSING
THE FONT SIZE INCONSISTENT – LARGE
OUTER RING AND FAR TOO SMALL TEXT
INNER RING. NOTICE THE SPACING AND
HOW IT DEFINES THE LAYOUT RATHER
THAN THE LAYOUT DEFINING THE SPACING

MISSPELLED AND MISPLACED WORDS TO
ACCOMMODATE POORLY THOUGHT OUT
LAYOUT THAT LIMITS THE AESTHETIC,
COMMUNICATION AND OVERALL FORM

THIS IS AN EXAMPLE OF WHAT NOT TO DO
IN A GRAPHIC DESIGN LAYOUT





HOW TO CREATE CHEAP LOOKING BAD DESIGNS

THIS IS WHAT GOOD DESIGN LOOKS LIKE

THE TEXT IS SYMMETRICAL AND CREATES A FULL CIRCLE. THE INNER RING FONT & STYLE COMPLIMENTS THE OUTER TEXT

FONT STYLES SHOULD BE THE SAME AND PROPORTIONAL TO THE LAYOUT

EVEN THOUGH GENERIC CLIPART IS BEING USED, IT IS NOT BEING DISTORTED TO FIT WITHIN A POORLY DESIGNED LAYOUT

THE DESIGN ACCOMPLISHES THE SAME GOALS BUT IS STRUCTURALLY CORRECT

